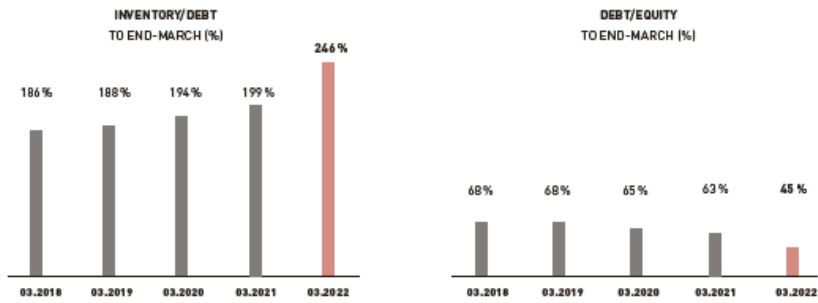
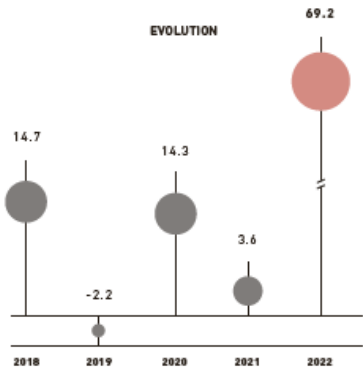


### FINANCIAL RATIOS

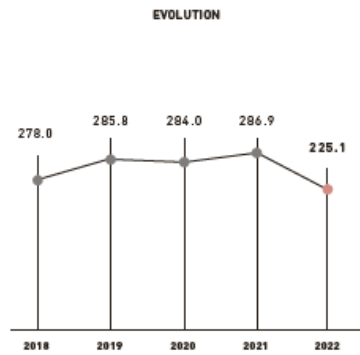


### CASH FLOW FROM OPERATIONS



Laurent-Perrier Group (€ million)

### DEBT



Laurent-Perrier Group (€ million)

### OPERATING ACCOUNT

	REAL 2021	REAL 2022	CHANGE
TURNOVER (CHAMPAGNE)	184.7	292.8	+58.6%
OPERATING INCOME	41.3	77.0	+86.4%
AS % OF TURNOVER (CHAMPAGNE)	22.4%	26.3%	+3.9 PTS
GROUP NET INCOME	25.2	50.2	+99.0%
AS % OF TURNOVER (CHAMPAGNE)	13.7%	17.1%	+3.4 PTS
CASH FLOW FROM OPERATIONS*	3.6	69.2	+65.6

\*Funds from operations minus net investment.

### BALANCE SHEET SUMMARY



\*Including contingencies and loss provision and deferred tax.  
 \*\*Net debt = financial debts - cash assets

## STOCK MARKET

Ever since it was listed on the stock exchange, Laurent-Perrier has maintained close relations with its shareholders via:

### A financial website at

[www.finance-groupelp.com](http://www.finance-groupelp.com);

**Two newsletters mailed,**  
each year to all shareholders;

### A team available

Tel: +33 (0)3 26 58 91 22.

### Stock market data

at 31st of March, 2022

Nominal share price: €3.80

Shares in circulation: 5,945,861

Share price as of 31<sup>st</sup> of march 2022:  
€95,80

Market capitalization: €569,613,483,80

ISIN code: FR0006864484

Dividend: €1.00 (last dividend paid  
in July 2021)

### Capital structure

%

Family: 65.11%

Treasury shares: 0.67%

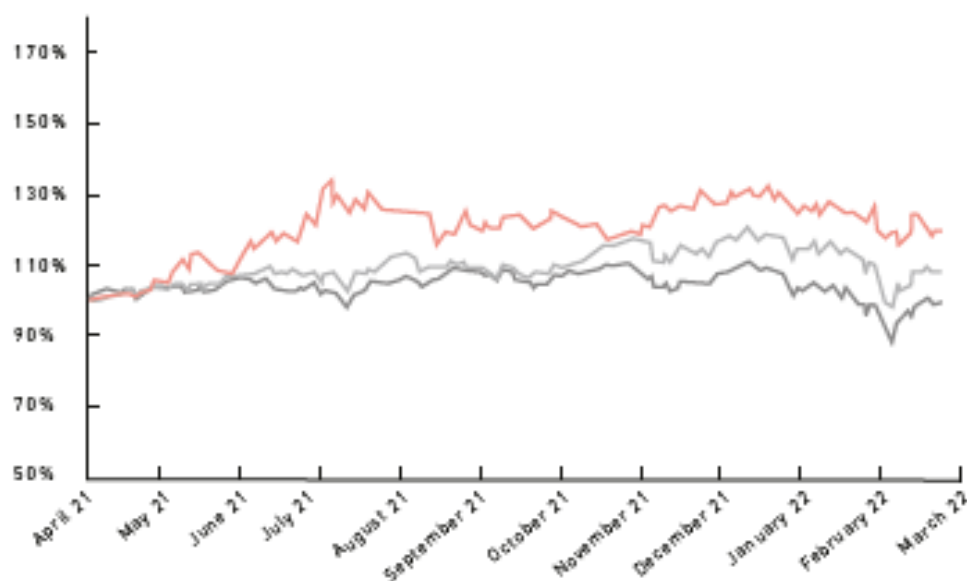
Employees: 0.32%

Registered institutionals: 0.49%

Other: 33.41%

### Laurent-Perrier share price

CAC 40 and CAC small 90



• CAC 40 +9.77%

• LAURENT-PERRIER +20.65%

• CAC SMALL 90 +1.40%

01/04/2021 - 100  
period from 01/04/2021 to 31/03/2022