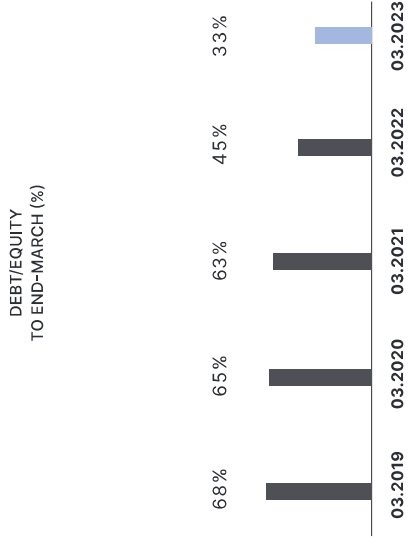
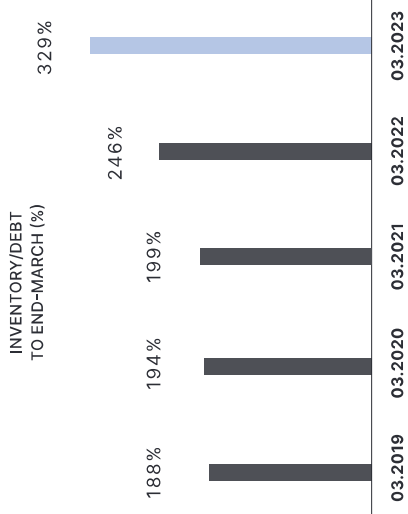
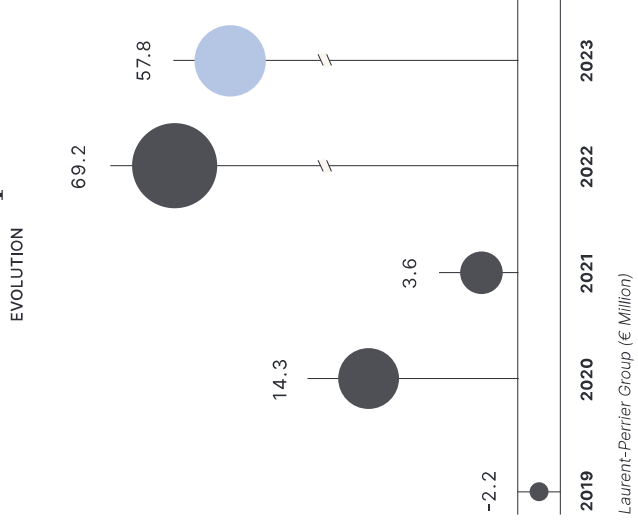


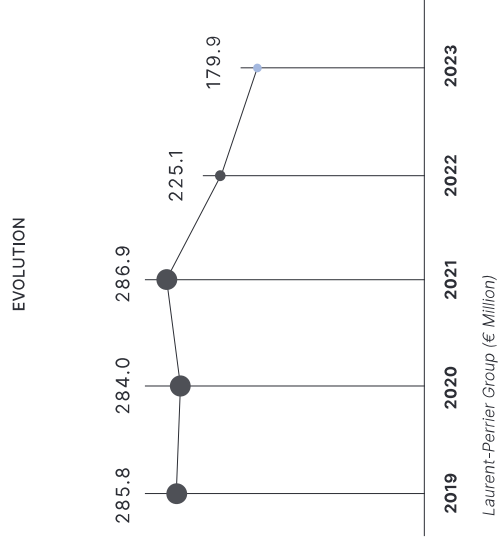
Financial ratios



Cash flow from operations



Debt

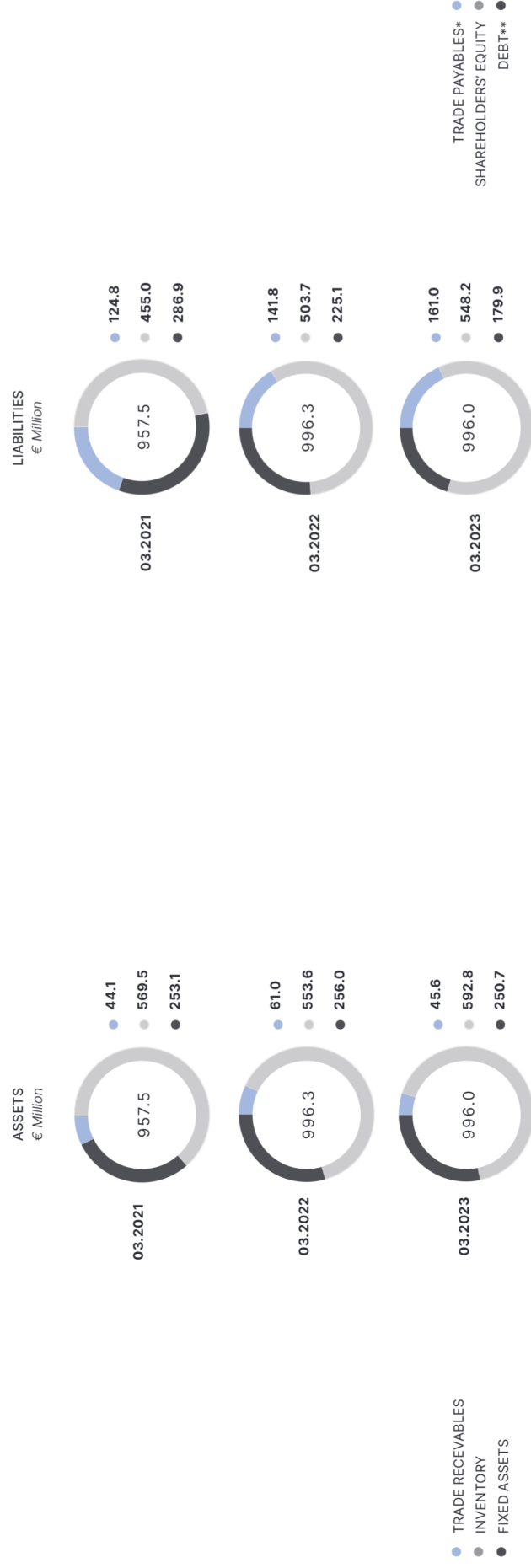


Operating account

	REAL 2022	REAL 2023	CHANGE
€ Million			
TURNOVER (CHAMPAGNE)	292.8	301.8	+3.1%
TURNOVER (CHAMPAGNE)	77.0	84.9	+10.3%
AS % OF TURNOVER (CHAMPAGNE)	26.3%	28.1%	+1.8 PTS
GROUP NET INCOME	50.2	58.5	+16.4%
AS % OF TURNOVER (CHAMPAGNE)	17.1%	19.4%	+2.2 PTS
CASH FLOW FROM OPERATIONS*	69.2	57.8	-11.5

*Funds from operations minus net investment.

Balance sheet summary



*Including contingencies and loss provision and deferred tax. **Net debt = financial debts - cash assets

STOCK MARKET

Ever since it was listed on the stock exchange, Laurent-Perrier has maintained close relations with its shareholders via:

A financial website at:

www.finance-groupelp.com ;

Two newsletters mailed,

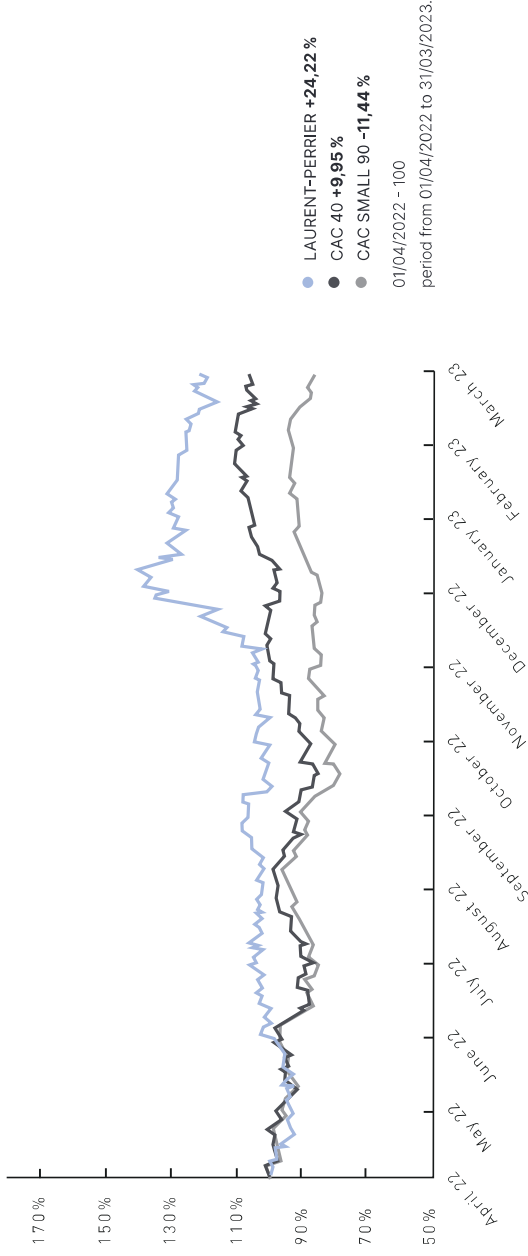
each year to all shareholders;

A team available

Tel.: 03 26 58 91 22.

Laurent-Perrier share price

CAC 40 AND CAC SMALL 90



Stock market data

at 31st of March, 2023

Nominal share price: € 3.80

Shares in circulation: 5,945,861

Share price as of 31st of march2023 : € 119.00

Market capitalization: € 707,557,459

ISIN code: FR0006864484

Dividend: € 2.00 (last dividend paid in July 2022)

Capital structure

%

Family: 65.12%

Treasury shares: 0.47%

Employees: 0.33%

Registered institutionals: 0.63%

Others: 33.45%